

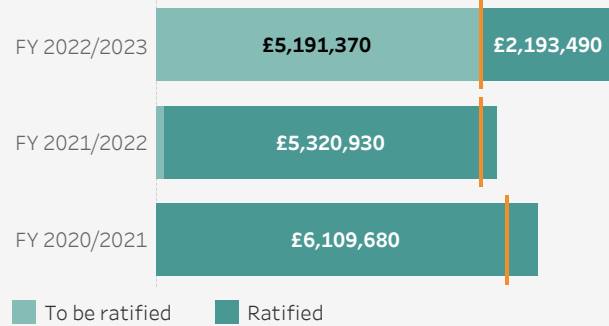
Commercial

Ratified Efficiencies:

£7,384,860 generated in this FY.
Target for this FY is **£5,200,000**

Efficiency Category

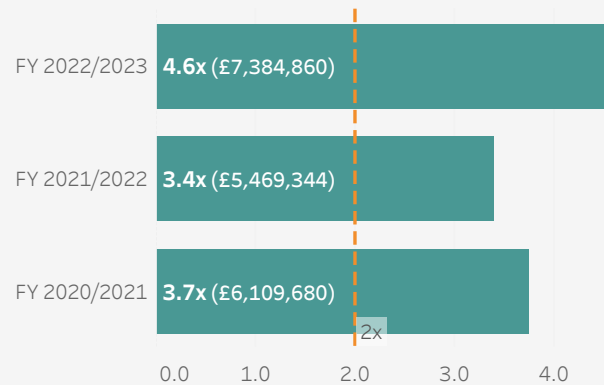
Annual Totals



Return on Investment:

ALL

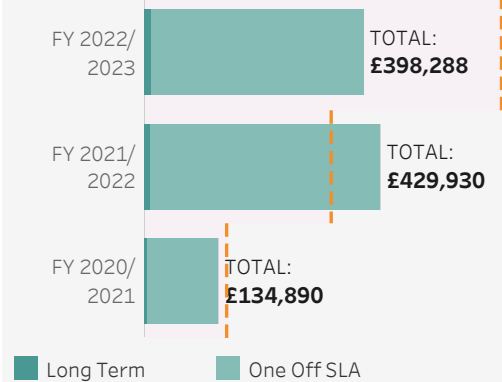
Annual target is **£3,236,378** (2x Investment).
4.6x the annual investment has been saved this year.



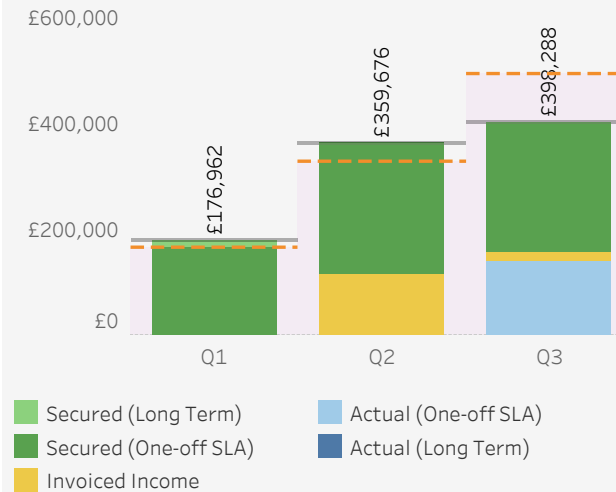
Income (STAR Total):

£398,288 of income has been secured this year.
Target for this year is **£652,938**

Annual Totals



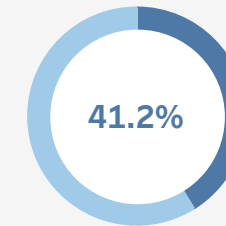
Cumulative position by Quarter




Communities

Social Value Target Against Contract Value:

% to date since launch April 2019

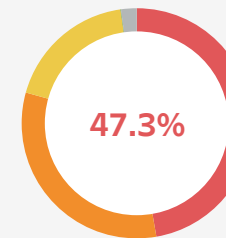


Quarterly %

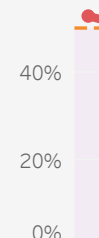


Local Spend:

FY % to date



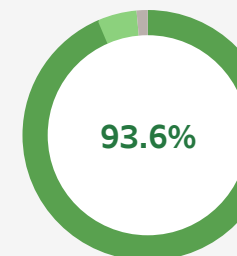
Monthly %



Confidence

Verified Spend:

FY % to date



Monthly %

